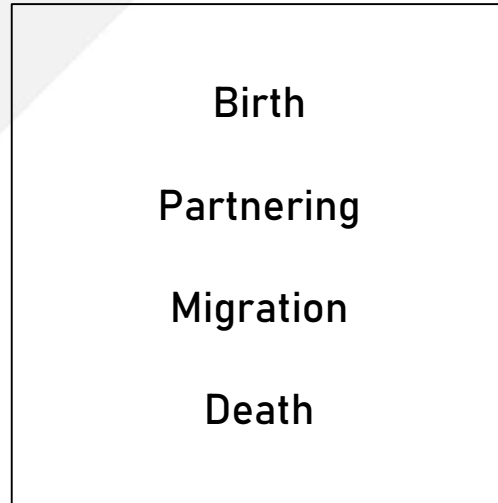


Spanish Presidency of the European Union

# The Family & Demographic Challenges in Europe

Diederik Boertien, Center for Demographic Studies (CED), Barcelona  
[dboertien@ced.uab.es](mailto:dboertien@ced.uab.es)

# Demographic Change in Europe



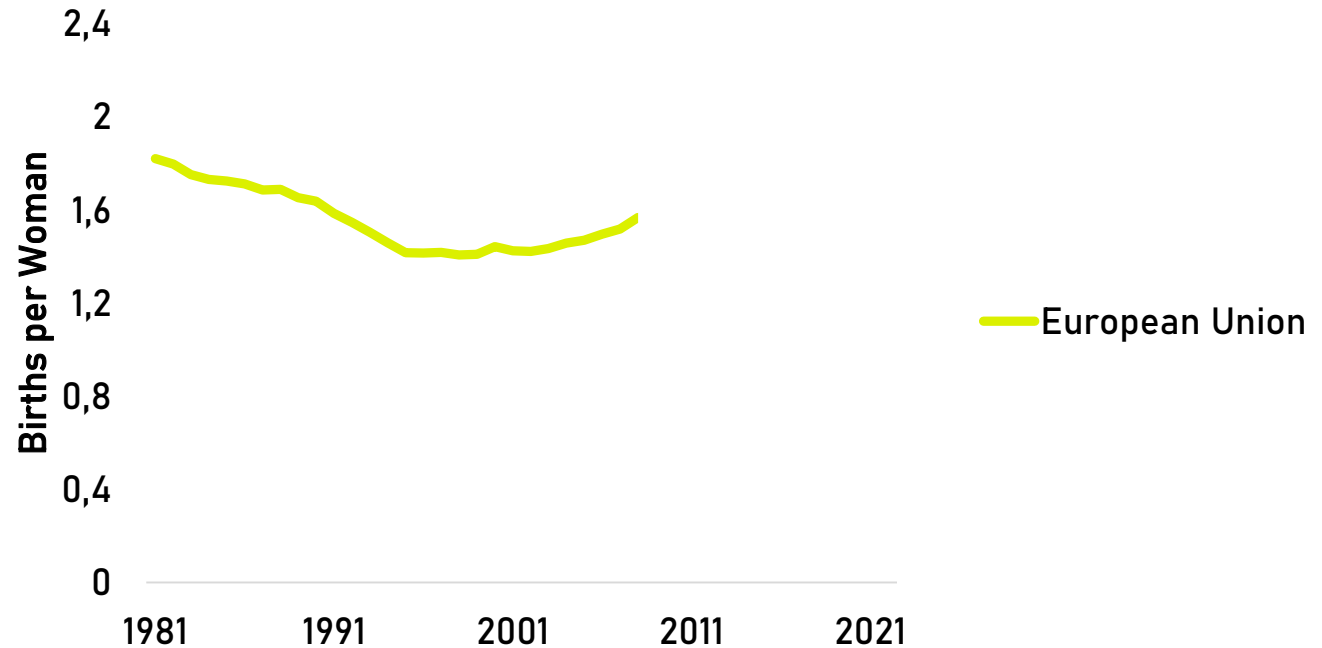
Can we expect a recovery in fertility?

How will family diversity evolve?

# 01 Can we expect a recovery in fertility?

## A rebound in fertility?

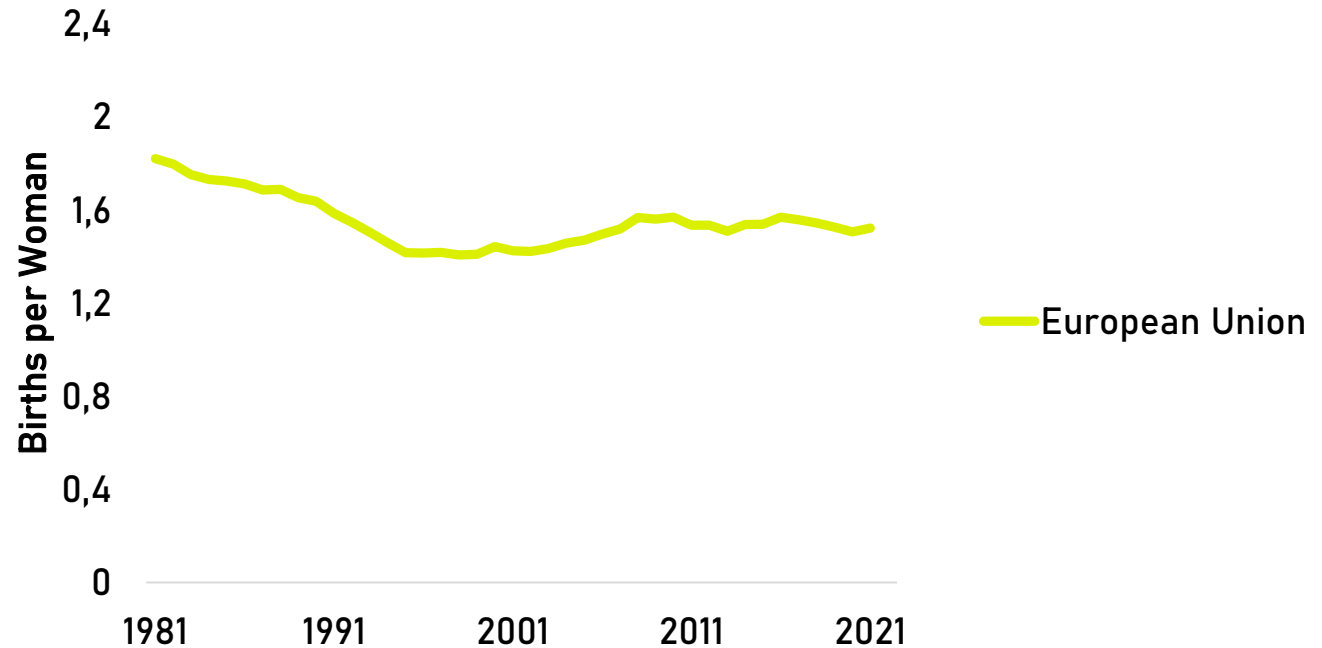
### Total Fertility Rate (TFR) in EU-27 countries



Source: World bank

## A rebound in fertility?

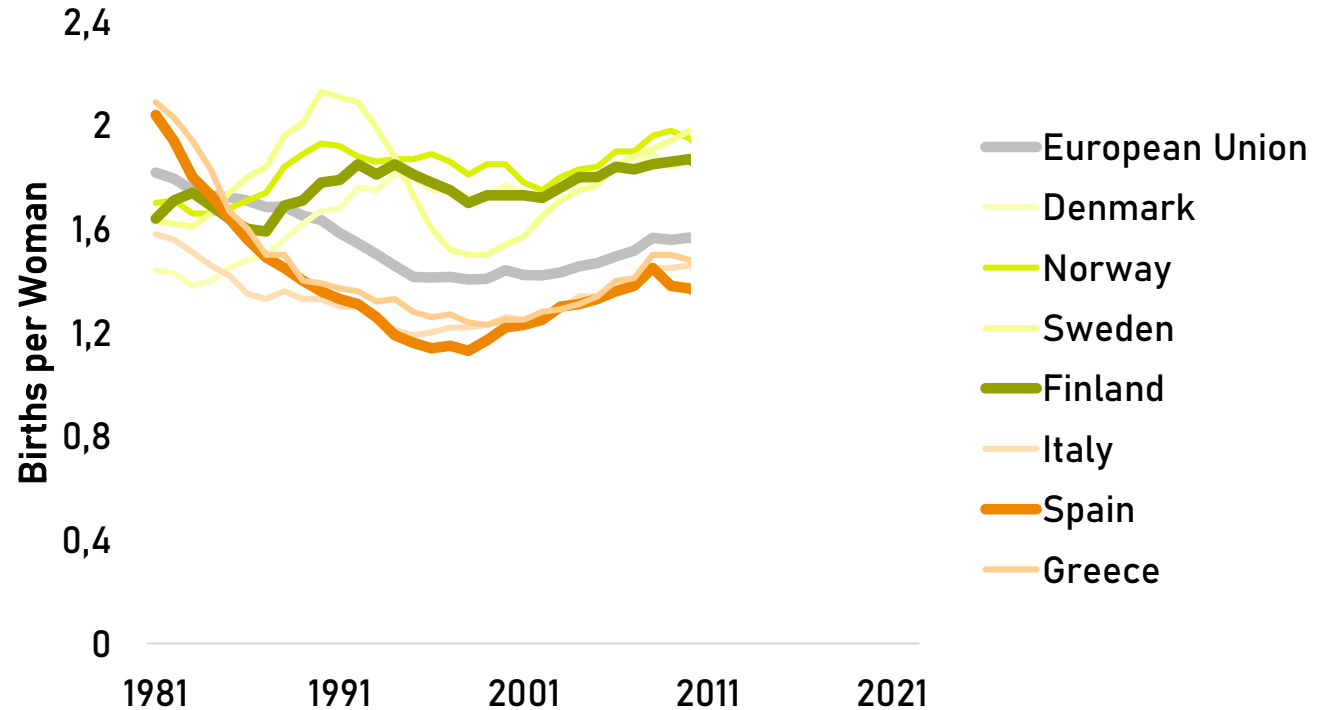
### Total Fertility Rate (TFR) in EU-27 countries



Source: World bank

## A rebound in fertility?

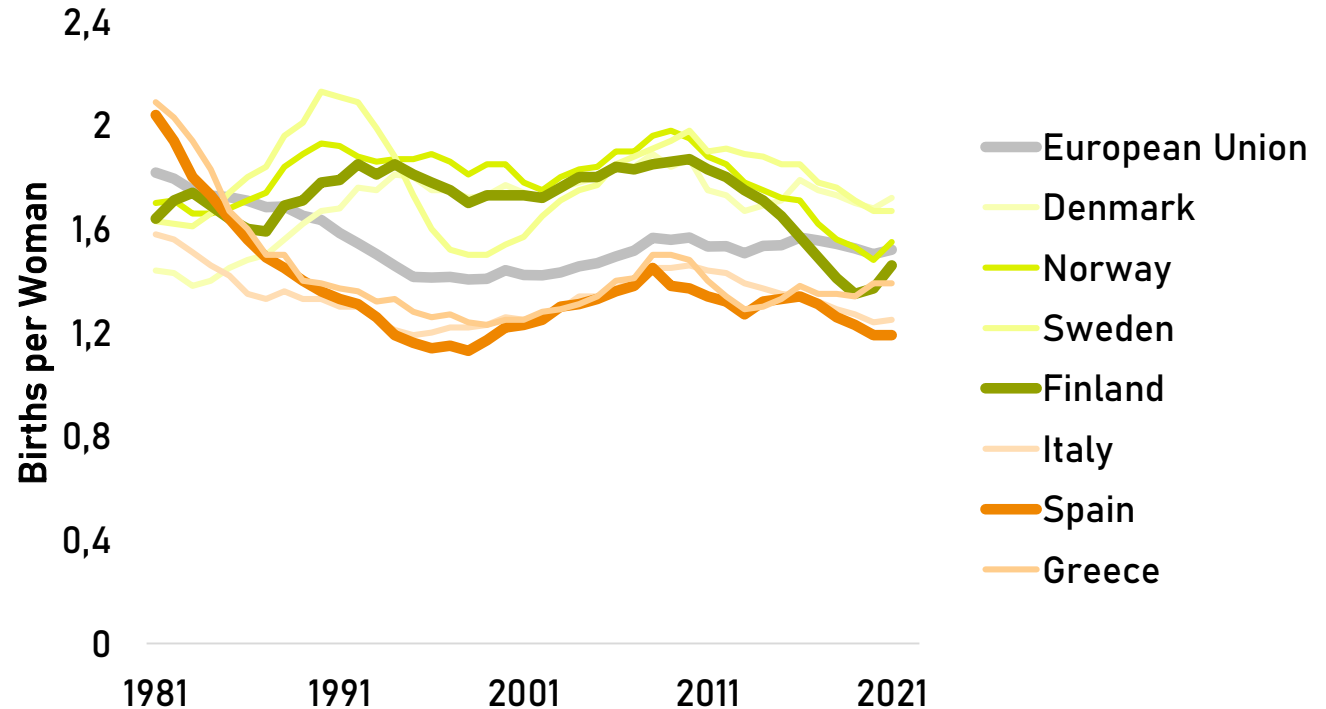
### Total Fertility Rate (TFR) in Various Countries



Source: World bank. 2023

## A rebound in fertility?

### Total Fertility Rate (TFR) in Various Countries



Source: World bank, 2023

## Sustained low fertility

Fertility is unlikely to recover to higher levels anytime soon

Which factors complicate or make having children less attractive?

Do fewer people fulfil their parenthood desires?



## Sustained low fertility

Fertility is unlikely to recover to higher levels anytime soon

Which factors complicate or make having children less attractive?

Do fewer people fulfil their parenthood desires?

Continued population ageing

Fewer children available to care for elderly

Families are more likely to have young children when care needs of adults' parents arise

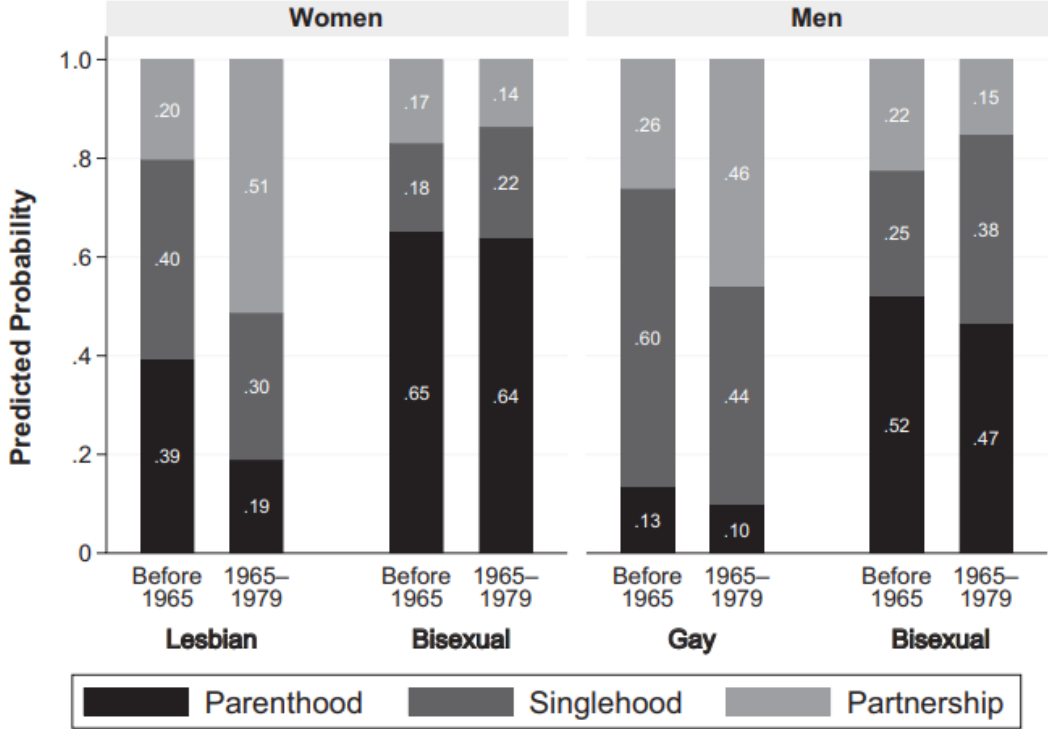
# Assisted Reproduction

Births that occur following assisted reproduction increased from 1.3% in 1997 to 3.1% in 2017 (Wyns et al., 2021)

Highest percentage in Spain at 7.9%

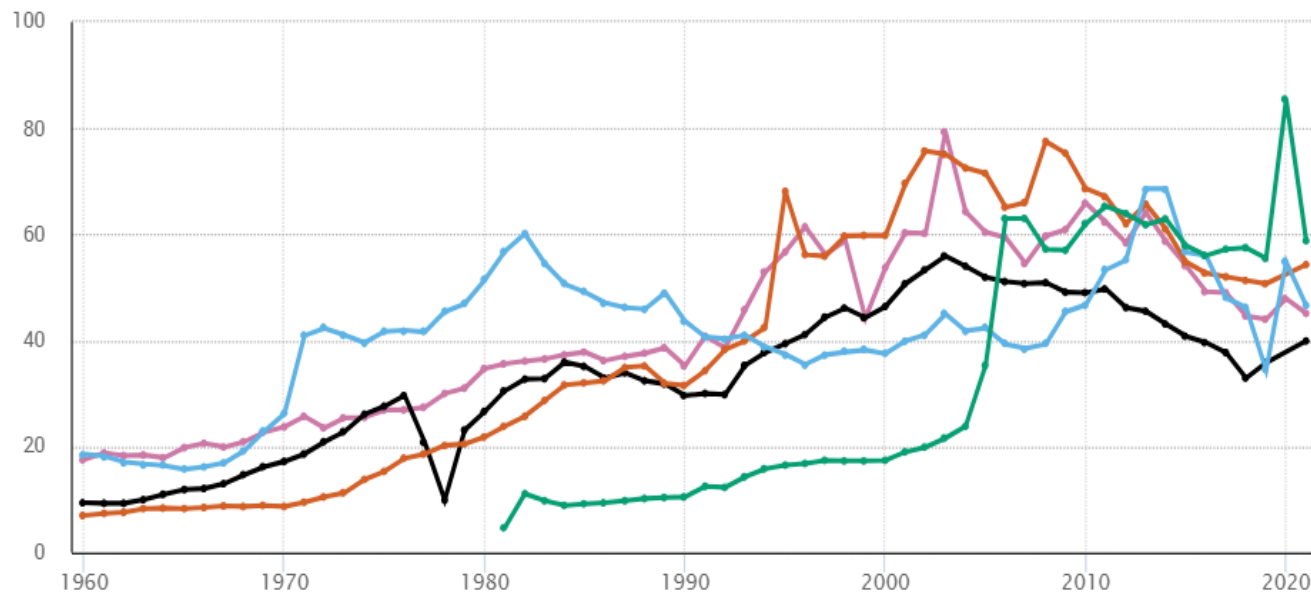
Who has access to Assisted Reproduction Techniques?

# Family Trajectories among LGB in the UK



## 02 How will family diversity evolve?

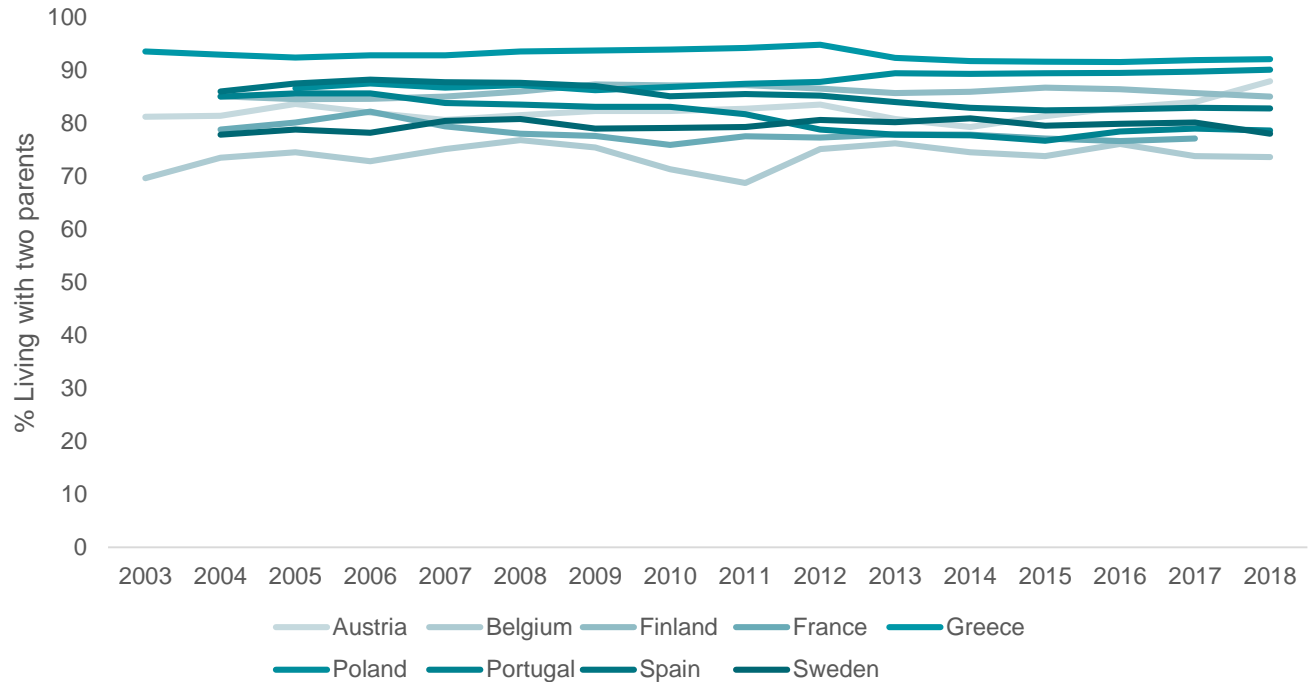
# Divorce Rates per 100 Marriages



Czechia Germany Belgium Denmark Spain

Disclaimer

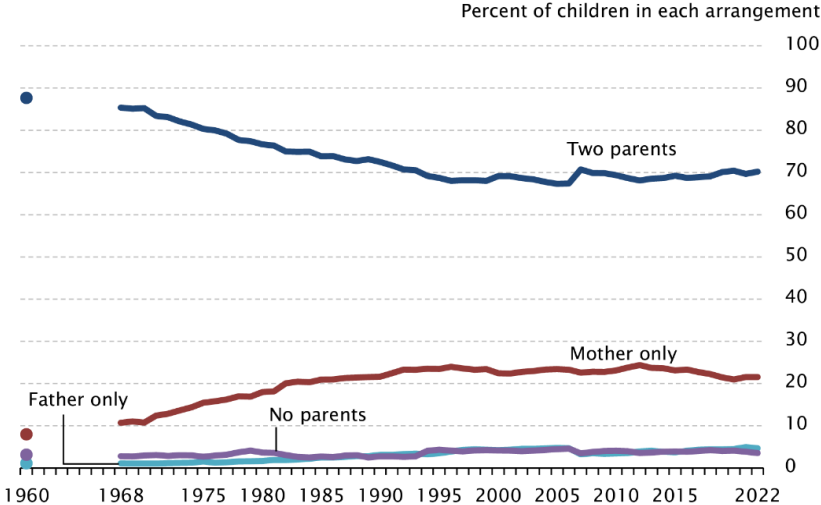
## % Children aged 0-17 living with two parents



Source: OECD 2023

# Long-term trends US

Figure CH-1  
 Living arrangements of children: 1960 to present



Source: U.S. Census Bureau, Decennial Census, 1960, and Current Population Survey, Annual Social and Economic Supplements, 1968 to 2022.

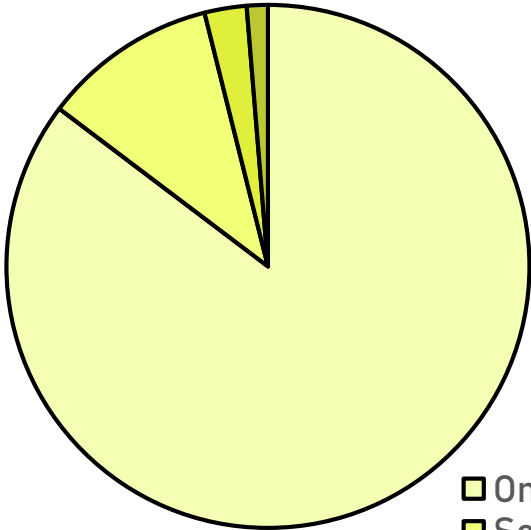
Note: Direct identification of both parents began in 2007, resulting in the ability to identify children living with two unmarried parents.

United States<sup>®</sup>  
**Census**  
 Bureau

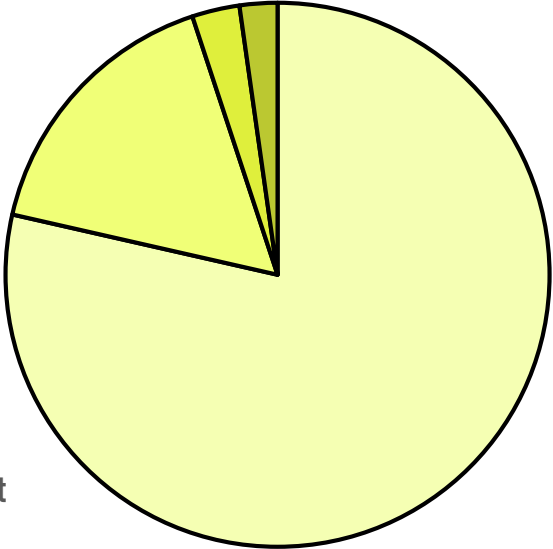
U.S. Department of Commerce  
 U.S. CENSUS BUREAU  
 census.gov

# Family Transitions Before Age 18 in the Netherlands (Kalmijn et al., 2018)

Born in 1970s



Born in 1980s

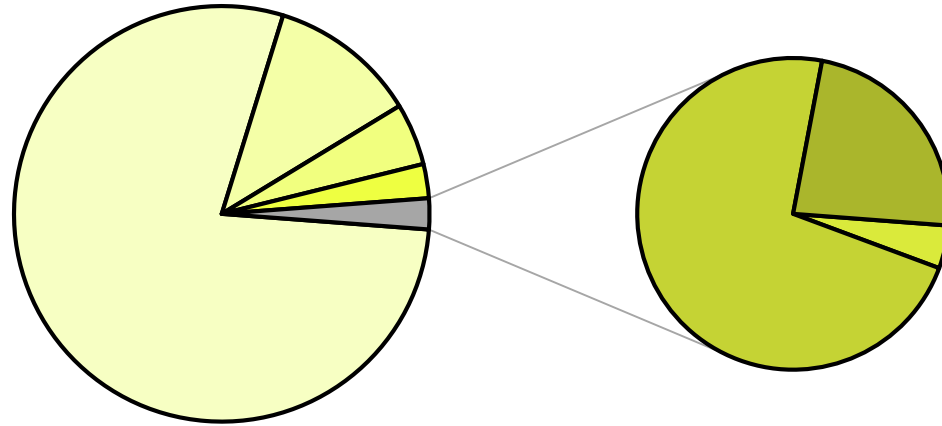


- Only Two-Parent
- Separation
- Death of Parent
- Never together



# Family Transitions Before Age 18 in the Netherlands (Kalmijn et al., 2018)

1980s

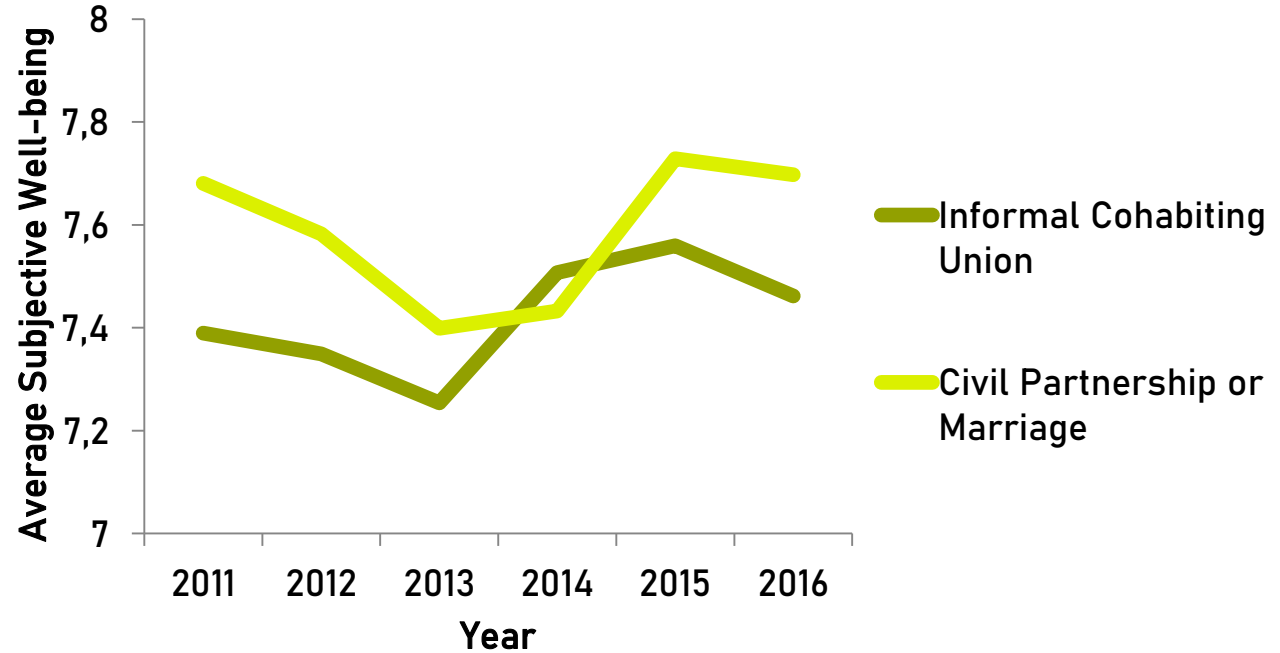


- Only Two-Parent
- Separation & Various Transitions
- Death & Various Transitions
- Never Together & Various Transitions

- Separation & Single Parent
- Death & Single Parent
- Never Together & Single Parent

## Recognition Matters

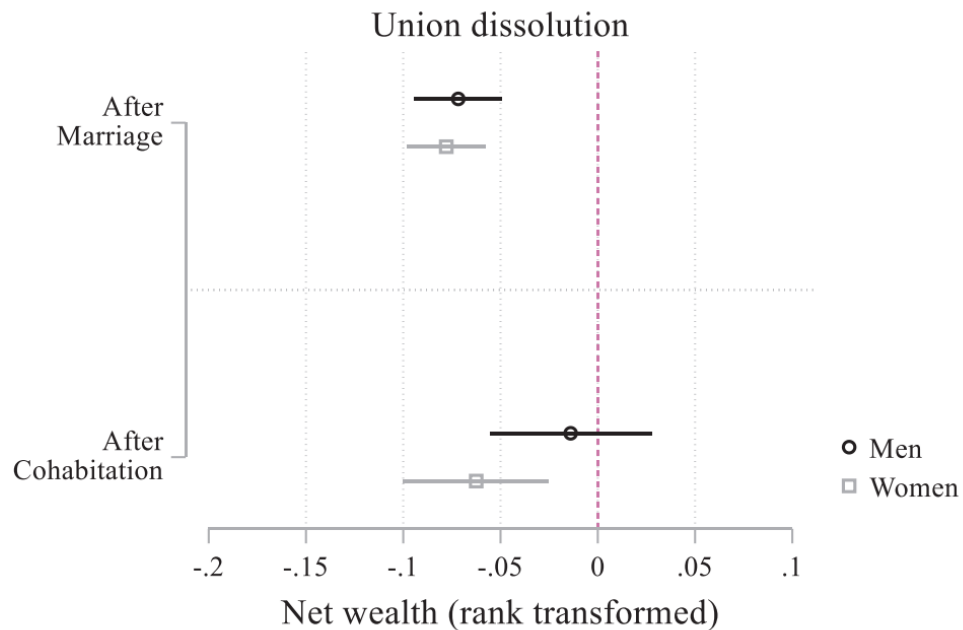
Subjective Well-Being of Same-Sex Couples by Union Status in the UK



Source: Understanding Society; Boertien & Vignoli, 2019

# Cohabitation, Marriage, and Rights

## Changes in household wealth after separation/divorce in Germany



Source: German SOEP; Boertien & Lersch, 2021

# 04 Concluding Remarks

## Take-away Points

### 01 Fertility is once again declining

There seem to be new forces at play driving down fertility further  
Family reconciliation remains important

### 02 Assisted reproducing increasing

Important questions arise about access for economically vulnerable and non-normative families

### 03 Family complexity besides two-parent norm

Trends of independence & disadvantage  
How to support various family models?

### 04 Recognition matters

Two-parent families likely to remain dominant  
Provide alternatives to strengthen new family forms

## References

- Boertien, D., & Lersch, P. M. (2021). Gender and changes in household wealth after the dissolution of marriage and cohabitation in Germany. *Journal of Marriage and Family*, 83(1), 228-242.
- Boertien, D., & Vignoli, D. (2019). Legalizing same-sex marriage matters for the subjective well-being of individuals in same-sex unions. *Demography*, 56(6), 2109-2121.
- Comolli, C. L., Neyer, G., Andersson, G., Dommermuth, L., Fallesen, P., Jalovaara, M., ... & Lappegård, T. (2021). Beyond the economic gaze: Childbearing during and after recessions in the Nordic countries. *European Journal of Population*, 37(2), 473-520.
- Golovina, K., Nitsche, N., Berg, V., Miettinen, A., Rotkirch, A., & Jokela, M. (2023). Birth cohort changes in fertility ideals: Evidence from repeated cross-sectional surveys in Finland. *European Sociological Review*, jcad048.
- Kalmijn, M., Ivanova, K., van Gaalen, R., de Leeuw, S. G., van Houdt, K., van Spijker, F., & Hornstra, M. (2018). A multi-actor study of adult children and their parents in complex families: Design and content of the OKiN survey. *European Sociological Review*, 34(4), 452-470.
- Liefbroer, A. C., Poortman, A. R., & Seltzer, J. A. (2015). Why do intimate partners live apart? Evidence on LAT relationships across Europe. *Demographic Research*, 32, 251.
- Neyer, G., Andersson, G., Dahlberg, J., Ohlsson Wijk, S., Andersson, L., & Billingsley, S. (2022). Fertility Decline, Fertility Reversal and Changing Childbearing Considerations in Sweden: A turn to subjective imaginations?.
- Ophir, A., Boertien, D., Vidal S. (2023) Sexuality and Demographic Change: Documenting Family Formation Trajectories and Cohort Change in the LGB Population. *Demography*, 10.1215/00703370-10968468
- Sobotka, T., & Berghammer, C. (2021). 10. Demography of family change in Europe. Research handbook on the sociology of the family, 162.
- Wyns, C., C. De Geyter, C. Calhaz-Jorge, M. Kupka, T. Motrenko, J. Smeenk, C. Bergh et al. 2021. ART in Europe, 2017: Results generated from European registries by ESHRE, *Human Reproduction Open* 2021(3): hoab026.

# ¡Gracias!

*Contact: [dboertien@ced.uab.es](mailto:dboertien@ced.uab.es)*

Diederik Boertien acknowledges funding from the European Research Council (ERC-2020-STG-948557-MINEQ), the Spanish Ministry of Education (PID2021-124267OB-I00; RYC2019-026510-I), and the AGAUR (2021 SGR 01241)



**CED** <sup>®</sup>

Centre d'Estudis  
Demogràfics

 @CEDemografia

Consortium Members



Generalitat  
de Catalunya

**UAB**

Universitat Autònoma  
de Barcelona